

https://attend.wordly.ai/join/XSDL-9417

LIFE GREEN SHEEP FINAL SEMINAR · 17 & 18 NOVEMBER 2026

From Diagnosis to Action: Flock Management Mitigation Practices

Sharon Marlaud (Ecoovi) · Anaïs L'Hôte (Idele) · Sindy Throude (Idele)

A 25-minute workshop in four steps

From diagnosis to action: flock management mitigation practices

1 — 5 min

The right figure !

Find the correct answer to the question.

2 — 10 min

CAP'2ER® assessment

Presentation of the farm's assessment and the mitigation practices identified and/or implemented

3 — 7 min

Group work

Groups of 4–5 peoples answer one question on post-its

4 — 3 min

Key ideas

We pool the main ideas from each group

A little quizz to start with !

1

Scan this QR code !

2

Answer the question…

3

…And see the right answer !

Overall results for 2021

I FEED*
734 *ppl./year*
4 *ppl./ha UAA*
Source : PerfAlim.com

*on the basis of the animal protein content of agricultural products

I EMIT IN THE FORM OF GHGs*
7 876
kg eq. CO2/ha UAA

*GHG = Greenhouse gas

I STORE*
815 *kg eq. CO2/ha UAA*
AND **0** *T eq. CO_2 ***

*thanks to grassland, hedges and outdoor runs
**thanks to pastoral areas

I POTENTIALLY LOSE
29 *kg N*/ha UAA*
to air

*N = Nitrogen

I MAINTAIN
0,7 *eq. ha of biodiversity/ha UAA*
AND **0,0** *eq. ha of biodiversity **

*thanks to pastoral areas

I POTENTIALLY LOSE
59 *kg N*/ha UAA*
to the water (leaching)

*N = Nitrogen

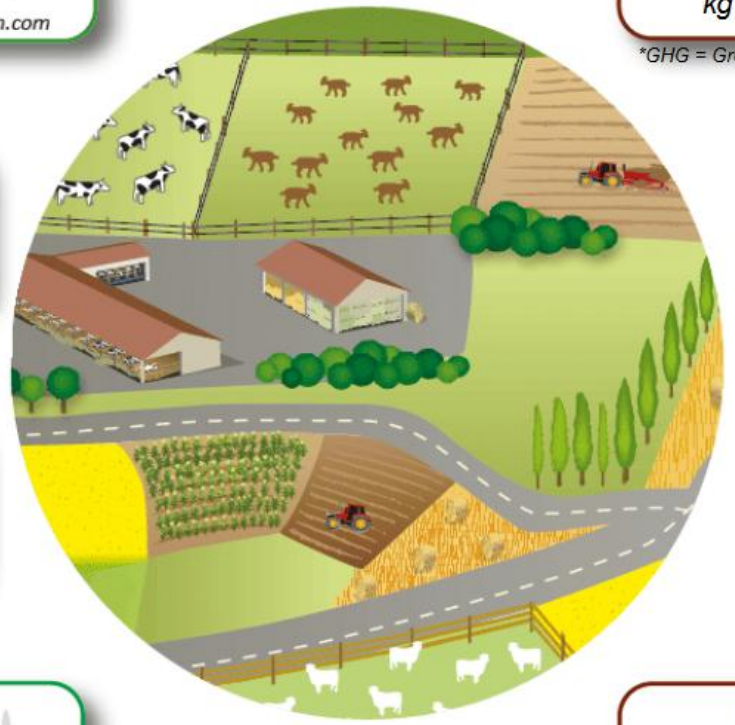

168 *ha UAA*

I PRODUCE
0
MJ/ha UAA*

*1 MJ = 0.022 litres of fuel oil

I CONSUME
14 064
MJ/ha UAA*

*1 MJ = 0.022 litres of fuel oil

Focus on the carbon footprint

Net carbon footprint

Net carbon footprint = Gross GHG emissions * - Carbon storage

16% of my GHG * emissions are offset by carbon storage

36,4 kg eq. CO_2/kg carc. lamb**

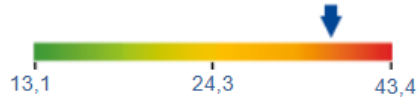

GHG emissions* (CH_4, N_2O and CO_2)

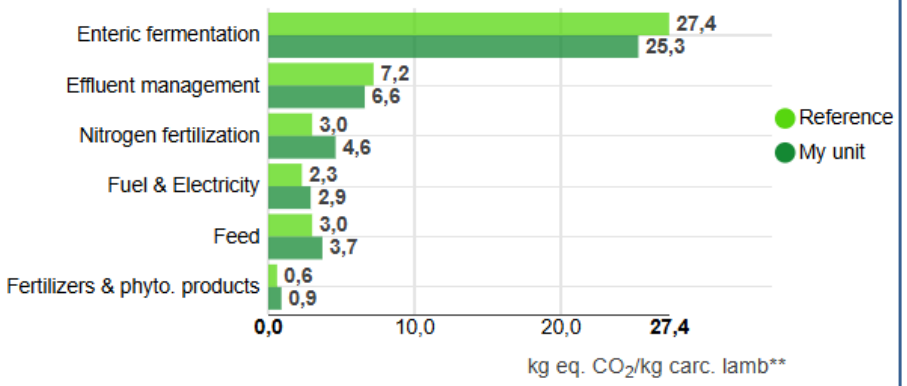

43,5 kg eq. CO_2/kg carc. lamb**

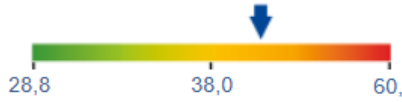

Carbon storage

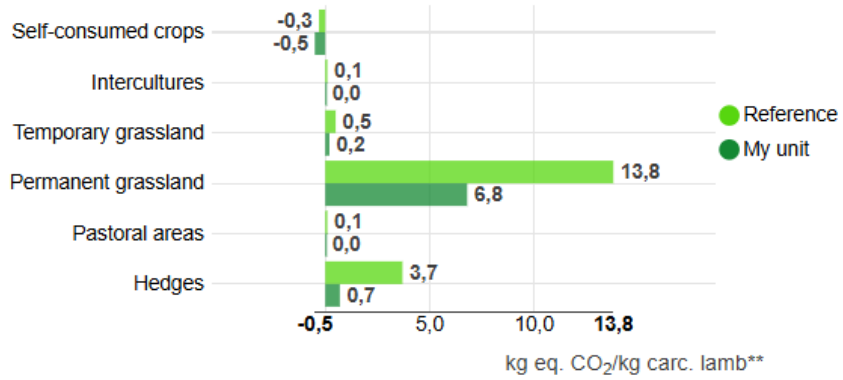

7,2 kg eq. CO_2/kg carc. lamb**

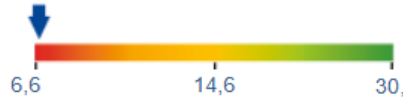

Technical results linked to Flock management

Herd management

- Production of kg of lamb carcasses

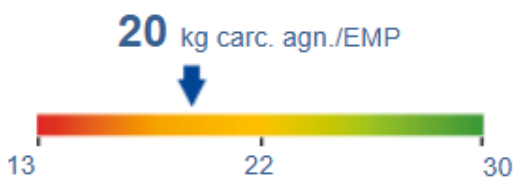

- Farrowing rate

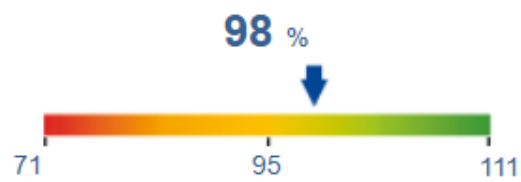

- Prolificity rate

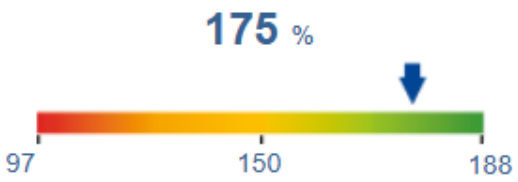

- Mortality rate

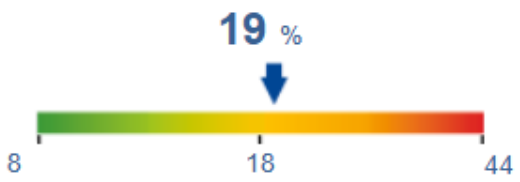

The mitigation practices implemented
(linked to flock management)

Improving health management

In beef cattle farming, **reducing the calving-to-calving interval :**

393 days in 2021
→ 367 days in 2024

Minimising unproductive periods

Improving health management

In the sheep meat sector, **reducing the lamb mortality rate :**

19% in 2021 → 20% in 2024
(FCO issue, target: 14%)

Optimising meat production

Improving flock management

Managing unproductive animals more effectively by adjusting and optimizing animal groups :

19,9 kg carcass/ewe in 2021
→ 16,5 kg carcass/ewe in 2024
(FCO issue, target 26,4)

From the diagnosis to the mitigation practices

Which flock management practices could a farmer use to reduce the footprint, and what would each one bring ?

List them, then rank them by expected impact.

4–5
people per group

1 idea
per post-it, written large

7 min
to discuss and exchange

→ *And think about their impact : big, medium or small gain for a farm's carbon footprint.*

To get you started

- Think reproduction, replacement, animal health, feeding…

- Write each practice as an action, e.g. *"Reduce mortality rate"*

STEP 4 · 3 MIN · SHARED RANKING

Our ranking of flock management practices

One spokesperson per group places its top mitigation practice

Big gain

Priority practice

Medium gain

Worth doing

Small gain

Marginal or case-specific



https://attend.wordly.ai/join/FHEG-8362

LIFE GREEN SHEEP FINAL SEMINAR · 17 & 18 NOVEMBER 2026

Thank you !

Sharon Marlaud (Ecoovi) · Anaïs L'Hôte (Idele) · Sindy Throude (Idele)